



District Report Card: 2017


State: Punjab	District: Pathankot
Class: 5	Subject: Language
Schools: 61	Students: 747


Participation/Coverage


Students

<div>GENDER</div> <div></div>	Boys		Girls	
	Number	%	Number	%
	380	50.87	367	49.13

<div>AREA</div> <div></div>	Rural		Urban	
	Number	%	Number	%
	604	80.86	143	19.14

<div>CATEGORY</div> <div></div>	SC		ST		OBC		GEN	
	Number	%	Number	%	Number	%	Number	%
	433	57.97	1	0.13	192	25.70	121	16.20

<div>CWSN</div> <div></div>	LD	VI	HI	S&LD	ID	Oth
	8	1	3	3	1	1

<div>Management</div> <div></div>	Government		Government-aided	
	Number	%	Number	%
	708	94.78	39	5.22

Average Performance of Students in Language (%)

Overall	Gender		Area		Management		Social Group			
	Male	Female	Rural	Urban	Govt.	Aided	SC	ST	OBC	GEN
52.56	52.14	52.99	52.77	51.66	52.25	58.12	50.90	66.67	54.10	55.92

Performance on Learning Outcomes (LOs)

Learning Outcomes	Description	Average Performance(%)
L504	Reads and comprehends independently storybooks, news items/ headlines, advertisements etc.	42.17
L508	Reads text with comprehension, locates details and sequence of events	57.75

Range of Performance of Students who Answered Correctly							
Below 30%		30% - 50%		50% - 75%		Above 75%	
Number	%	Number	%	Number	%	Number	%
104	13.92	243	32.53	304	40.70	96	12.85

Lowest Performing Learning Outcomes (LOs)

- 1 - Reads and comprehends independently storybooks, news items/ headlines, advertisements etc. (42.17)
- 2 - Reads text with comprehension, locates details and sequence of events (57.75)